



PCX-TNC-C3G

Multi frequency GSM/Cellular/GPRS/UMTS/CDMA

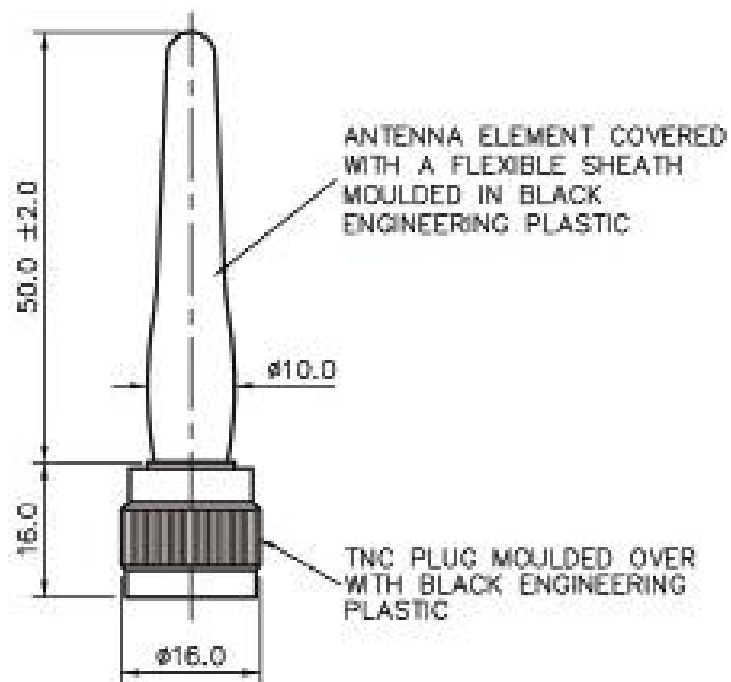
Rugged design

For IOT and M2M Applications

The PCX-TNC-C3G wireless terminal antenna is suitable on equipment that requires a 2G or 3G connectivity.

This small antenna is perfect for hand-held or stationary terminal devices that need wireless connectivity. Terminated with a TNC connector it has been engineered to survive in exposed environments.

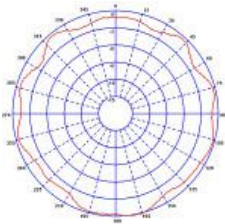
Technical Drawing



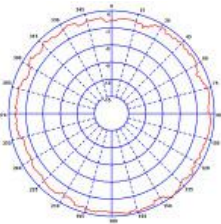
M2M & IOT

Pentaband Stubby Antenna

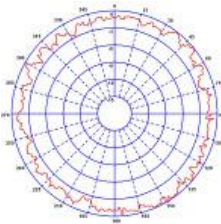
Typical H-Plane (900MHz)



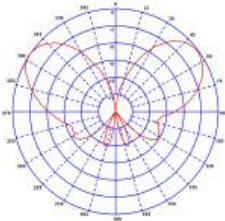
Typical H-Plane (1800MHz)



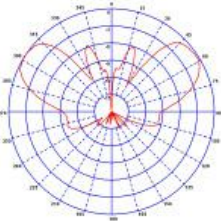
Typical H-Plane (2000MHz)



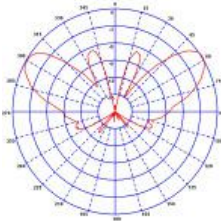
Typical E-Plane (900MHz)



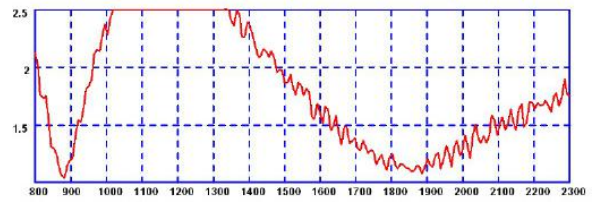
Typical E-Plane (1800MHz)



Typical E-Plane (2000MHz)



Typical VSWR*



* VSWR measured with 5m of CS29 cable on a 300x300mm (1' x 1') ground plane

Part No.

PCX-TNC-C3G

Electrical Data

Frequency Range (MHz)	805-960, 1710-1880, 1850-1990, 1990-2170
Operational Band	AMPS800 / GSM850, GSM900, GSM1800, PCS1900, 3G UMTS
VSWR	≤ 2.5:1
Peak Gain: Isotropic	2dBi
Compared to ¼ wave	0dB
Pattern	Omni-directional
Polarisation	Vertical
Impedance	50Ω
Max Input Power (W)	20

Mechanical Data

Dimensions (mm)	Height	66 (2.59")
	Diameter	16 (0.6")
Operating Temp (°C)	-30° / +70°C (-22° / +158°F)	
Material	TPE and Polyamide	
Colour	Black	

Connector

Type	TNC plug
------	----------

Waiver: The data given above is indicative of the performance of the product/s under particular conditions and does not imply a guarantee of performance. These specifications are subject to change without notice.

Copyright © Panorama Antennas Ltd. All rights reserved.

PANORAMA ANTENNAS

Panorama Antennas Ltd
Frogmore, London, SW18 1HF, United Kingdom

T: +44 (0)20 8877 4444
F: +44 (0)20 8877 4477
E: sales@panorama-antennas.com
www.panorama-antennas.com